

**ABOUND™**  
GLAZED CERAMIC



Photo features Abound Parchment 18 x 18 on the floor with Parchment 6 x 6 and 2 x 4 mosaic on the wall.

Influenced by the classic beauty of marble, Abound™ by American Olean® is perfect for residential bathrooms and kitchens, thanks to its versatility in both design and format. Featuring floor, wall, mosaic and decorative accent options, Abound can be used effortlessly throughout a room for a seamless design. A neutral color palette of both warm and cool tones complement virtually any setting, promising a lifetime of style and appeal.

**GLAZED CERAMIC FLOOR TILE**



BILLOW AB01



PARCHMENT AB02



NIMBUS AB03



ASHEN AB04



UMBER AB05

**GLAZED CERAMIC WALL TILE**



BILLOW AB01



PARCHMENT AB02



NIMBUS AB03



ASHEN AB04



UMBER AB05

**GLAZED CERAMIC MOSAIC**



BILLOW AB01



PARCHMENT AB02



NIMBUS AB03



ASHEN AB04



UMBER AB05

**DECORATIVE WALL ACCENT**



WARM UNIVERSAL AB06  
(Coordinates with AB01, AB02, AB05)



COOL UNIVERSAL AB07  
(Coordinates with AB03, AB04)










All or select items within this series meet the requirements for these qualifications. For more information, refer to p. 304.










Photo features Abound™ Parchment 18 x 18 on the floor.

SIZES

			THICKNESS	SQ. FT./ CARTON	PIECES/ CARTON
	18 x 18 Floor Tile	17-1/2" x 17-1/2" (44.45 cm x 44.45 cm)	5/16"	17.04	8
	12 x 24 Floor Tile	11-9/16" x 23-3/8" (29.40 cm x 59.30 cm)	3/8"	15.04	8
	12 x 12 Floor Tile	11-13/16" x 11-13/16" (30.00 cm x 30.00 cm)	5/16"	14.55	15
	10 x 14 Wall Tile	9-13/16" x 13-15/16" (24.99 cm x 35.40 cm)	5/16"	14.25	15
	6 x 6 Wall Tile	6" x 6" (15.31 cm x 15.31 cm)	5/16"	12.50	50
	2 x 4 Straight-Joint Mosaic ■	12" x 12" Sheet (30.48 cm x 30.48 cm Sheet)	1/4"	10.00	10
	2 x 10 Decorative Wall Accent	1-3/4" x 9-7/8" (4.50 cm x 24.90 cm)	1/4"	- -	6

TRIM

			NUMBER	PIECES/ CARTON
	Floor Bullnose	3 x 12	P-43C9	22
	Wall Bullnose (10" side)	3 x 10	S-4310	54
	Wall Bullnose Corner	3 x 3	SN-4310	32
	Wall Bullnose (6" side)	2 x 6	S-4269	100
	Wall Bullnose Corner	2 x 2	SN-4269	25
	Quarter Round	1 x 6	A-106	152
	Quarter Round Outcorner	1 x 1	UC-106	40

■ Dot-mounted

INSTALLATION & PRICING

RECOMMENDED GROUT JOINT:

Floor: 3/16" (Overlap should not exceed 33% when installing tile with a length 15" or greater in a staggered brick-joint pattern.)

Wall: 1/16"

Mosaic: 1/8"

RELATIVE PRICING: Medium

SHADE VARIATION



HIGH  
(V3)

PERFORMANCE CHARACTERISTICS

	ASTM#	FLOOR RESULT	WALL RESULT	MOSAIC RESULT
Water Absorption	C373	< 7.0%	< 20.0%	< 3.0%
Breaking Strength	C648	> 250 lbs.	120-230 lbs.	> 250 lbs.
Scratch Hardness	MOHS	8.0	4.0-6.0	8.0
Chemical Resistance	C650	Resistant	Resistant	Resistant
Abrasion Resistance	C1027	4	N/A	4

USAGE

FLOORS	WALLS	COUNTERTOPS
F	W	C

APPLICATIONS

	TARGET DCOF WET	SUITABLE
Dry & Level – Interior Floor	N/A	●†
Wet & Level – Interior Floor	≥ 0.42	●*
Shower Floors (Residential or Light Commercial)	≥ 0.42	●*
Exterior Floor Applications (including pool decking & other wet areas with minimal footwear)	≥ 0.60	
Ramps & Inclines	≥ 0.65	
Walls/Backsplashes	N/A	●
Countertops	N/A	●**
Pool Linings	N/A	●***

A DCOF value of ≥ 0.42 is the standard for tiles specified for level interior spaces expected to be walked upon when wet, as stated in ANSI A137.1-2012, Section 9.6. For more information about DCOF and the DCOF AcuTest™, refer to p. 294.

APPLICATION NOTES:

Suitable for exterior applications in non-freezing climates, when proper installation methods are followed.

† Wall tile not suitable for this application

\* Mosaic tile only

\*\* Floor, mosaic and 6x6 wall tile only

\*\*\* Mosaic and 6x6 wall tile only

NOTES

Since there are variations in all fired ceramic and natural products, tile and trim supplied for your particular installation may not match samples. Final confirmation should be made from actual tiles and trim prior to installation. Manufactured in accordance with ANSI A137.1 standards.

Not for use on ramps. Water, oil, grease, improper drainage and certain footwear can create slippery conditions. Floor applications expected to be exposed to these conditions require extra caution in product selection.

For additional information refer to "Factors to Consider" on p. 293.

Special consideration needs to be given when installing tiles greater than 15 inches. Please refer to [americanolean.com/LargeTiles](http://americanolean.com/LargeTiles) for more information.

Manufacturer Advisory: All tile is measured by the DCOF AcuTest™ method. Tiles with DCOF values <0.42 are not recommended for use in areas with wet or slippery conditions. For more information, see ANSI standard A137.1 section 6.2.2.1.10, available at [www.tileusa.com](http://www.tileusa.com).

For information on Test Results & Classifications, see p. 294.

For Installation Considerations, Care & Maintenance information, see pp. 295-297.



All or select items within this series meet the requirements for these qualifications. For more information, refer to p. 304.