

MIRASOL™

GLAZED PORCELAIN & GLAZED CERAMIC



Photo features Mirasol Silver Marble 12 x 24 on the floor and Silver Marble 10 x 14 on the bathtub and wall.

Mirasol™ is an elegant porcelain floor, mosaic and glazed ceramic wall series with the clean, classic beauty of natural marble. Designs come alive with the incredible color and veining created by Reveal Imaging® technology. The color palette consists of popular marble looks and colors: Bianco Carrara, Crema Laila and Silver Marble. The floor sizes and mosaic have a soft matte finish, while the coordinating wall sizes have a glossy finish. Mirasol is an ideal option for those who desire the beauty of marble with the long-lasting durability and ease of maintenance of tile.

GLAZED PORCELAIN FLOOR TILE



BIANCO CARRARA ML70



CREMA LAILA ML71



SILVER MARBLE ML72

GLAZED CERAMIC WALL TILE



BIANCO CARRARA ML70



CREMA LAILA ML71



SILVER MARBLE ML72

GLAZED PORCELAIN MOSAIC



BIANCO CARRARA ML70



CREMA LAILA ML71









SILVER MARBLE ML72







Photo features Mirasol™ Silver Marble 12 x 24 on the floor and Silver Marble 10 x 14 on the bathtub and wall.

SIZES

			THICKNESS	SQ. FT./ CARTON	PIECES/ CARTON
	24 x 24 Floor Tile *	23-3/8" x 23-3/8" (59.44 cm x 59.44 cm)	3/8"	15.20	4
	12 x 24 Floor Tile *	11-5/8" x 23-3/8" (29.56 cm x 59.44 cm)	3/8"	15.12	8
	12 x 12 Floor Tile *	11-5/8" x 11-5/8" (29.56 cm x 29.56 cm)	3/8"	12.22	13
	12 x 24 Wall Tile Glossy □	11-5/8" x 23-3/8" (29.56 cm x 59.44 cm)	3/8"	11.64	6
	10 x 14 Wall Tile Glossy □	9-13/16" x 13-3/4" (25.00 cm x 35.00 cm)	3/8"	11.62	12
	2 x 4 Brick-Joint Mosaic ■	12" x 12" Sheet (30.48 cm x 30.48 cm Sheet)	3/8"	9.96	12

TRIM

			NUMBER	PIECES/ CARTON
	Floor Bullnose	3 x 12	S-43C9F	30
	Wall Bullnose (12" side) □	3 x 12	S-43C9WX	30
	Wall Bullnose (10" side) □	3 x 10	S-4310	30
	Wall Bullnose Outcorner □	3 x 3	SN-4310	30

* Modular sizes □ Ceramic body ■ Mesh-mounted

INSTALLATION & PRICING

RECOMMENDED GROUT JOINT:

Floor: 1/8" (3/16" when multiple sizes are installed in a modular pattern, and/or when installing tile with a length 15" or greater in a staggered brick-joint pattern; overlap should not exceed 33%.)

Wall: (12 x 24) 1/8" (3/16" when rectangular size is installed in a staggered brick-joint pattern; overlap should not exceed 33%.)
(10 x 14) 1/16"

Mosaic: 1/8"

RELATIVE PRICING: Medium

SHADE VARIATION



HIGH
(V3)

PERFORMANCE CHARACTERISTICS

	ASTM#	FLOOR RESULT	WALL RESULT	MOSAIC RESULT
Water Absorption	C373	< 0.5%	< 20.0%	< 0.5%
Breaking Strength	C648	> 275 lbs.	120 - 230 lbs.	> 275 lbs.
Scratch Hardness	MOHS	8.0	4.0 - 6.0	8.0
Chemical Resistance	C650	Resistant	Resistant	Resistant
Abrasion Resistance	C1027	4	N/A	4

USAGE

FLOORS	WALLS	COUNTERTOPS
F	W	C

APPLICATIONS

	TARGET DCOF WET	SUITABLE
Dry & Level – Interior Floor	N/A	●*
Wet & Level – Interior Floor	≥ 0.42	●*
Shower Floors (Residential or Light Commercial)	≥ 0.42	●**
Exterior Floor Applications (including pool decking & other wet areas with minimal footwear)	≥ 0.60	
Ramps & Inclines	≥ 0.65	
Walls/Backsplashes	N/A	●
Countertops	N/A	●*
Pool Linings	N/A	●**

A DCOF value of ≥ 0.42 is the standard for tiles specified for level interior spaces expected to be walked upon when wet, as stated in ANSI A137.1-2012, Section 9.6. For more information about DCOF and the DCOF AcuTest™, refer to p. 294.

APPLICATION NOTES:

Floor and mosaic tile suitable for exterior applications in freezing and non-freezing climates, when proper installation methods are followed.

Wall tile suitable for exterior applications in non-freezing climates, when proper installation methods are followed.

* Wall tile not suitable for this application

** Mosaic tile only

NOTES

Since there are variations in all fired ceramic and natural products, tile and trim supplied for your particular installation may not match samples. Final confirmation should be made from actual tiles and trim prior to installation. Manufactured in accordance with ANSI A137.1 standards.

Not for use on ramps. Water, oil, grease, improper drainage and certain footwear can create slippery conditions. Floor applications expected to be exposed to these conditions require extra caution in product selection.

For additional information refer to "Factors to Consider" on p. 293.

Special consideration needs to be given when installing tiles greater than 15 inches. Please refer to americanolean.com/LargeTiles for more information.

Use of a latex modified thin-set is recommended for installation. For more information, refer to p. 295.

For information on Test Results & Classifications, see p. 294.

For Installation Considerations, Care & Maintenance information, see pp. 295-297.