

SAN SAVINO™

GLAZED PORCELAIN

REVEAL IMAGING®

FLOOR TILE



Greve



Pienza



Volterra

FLOOR TILE

2 x 2 MOSAIC 12 x 12 SHEET



Greve



Pienza



Volterra





USAGE

Floors	Walls	Countertops
F	W	C



VOLTERRA

SIZES

			Thickness	Sq. Ft./ Carton	Pieces/ Carton
	18 x 36 Floor Tile	(17-11/16" x 35-7/16") (45.00 cm x 90.00 cm)	3/8"	13.44	3
	20 x 20 Floor Tile	(19-11/16" x 19-11/16") (50.00 cm x 50.00 cm)	3/8"	18.83	7
	12 x 24 Floor Tile	(11-13/16" x 23-5/8") (30.00 cm x 60.00 cm)	5/16"	17.37	9
	2 x 2 Mosaic (Mesh-mounted)	(12" x 12" Sheet) (30.48 cm x 30.48 cm)	5/16"	---	10

APPLICATIONS

	Target DCOF wet	Suitable
Dry & Level - Interior Floor	N/A	■
Wet & Level - Interior Floor	≥ 0.42	■
Shower Floors (Residential or Light Commercial)	≥ 0.42	■*
Exterior Floor Applications (including pool decking & other wet areas with minimal footwear)	≥ 0.60	
Ramps & Inclines	≥ 0.65	
Walls/Backsplashes	N/A	■
Countertops	N/A	■
Pool Linings	N/A	■*

A DCOF value of ≥ 0.42 is the standard for tiles specified for level interior spaces expected to be walked upon when wet, as stated in ANSI A137.1-2012, Section 9.6. For more information about DCOF and the DCOF AcuTest™, visit marazzitile.com/DCOF.


APPLICATION NOTES:

Suitable for exterior applications in freezing and non-freezing climates, when proper installation methods are followed.

*Mosaic tile only.

	Floor Tile			Deco	Trim		
	20 x 20	18 x 36	12 x 24	2 x 2 Mosaic 12 x 12 Sheet	3 x 12 Floor Bullnose	6 x 12 Cove Base	1 x 6 Cove Base Outcorner
Greve	ULPC	ULPF	ULP9	ULPJ	ULPM	ULPQ	ULPT
Pienza	ULPD	ULPG	ULPA	ULPK	ULPN	ULPR	ULPU
Volterra	ULPE	ULPH	ULPB	ULPL	ULPP	ULPS	ULPV


TRIM

Description	Size	Shape
Floor Bullnose	3 x 12	
Cove Base	6 x 12	
Cove Base Outcorner	1 x 6	

Cove base trim is intended to coordinate with floor tile in the standard 90-degree installation position.

Cove base and cove corner trim are suitable for non-freezing climates only.

INSTALLATION

Grout Joint Recommendation	Shade Variation
Floor: 3/16" (Overlap should not exceed 33% when installing tile with a length 15" or greater in a staggered brick-joint pattern.)	 Random Variation
Mosaic: 1/8"	

PERFORMANCE CHARACTERISTICS

	ASTM#	Floor/Mosaic Result
Water Absorption	C373	< 0.5%
Breaking Strength	C648	> 275 lbs
Scratch Hardness	MOHS	8.0
Chemical Resistance	C650	Resistant
Abrasion Resistance	C1027	IV

For additional information on test results, visit us at: marazzitile.com/information/TestResults.

NOTES

Since there are variations in all fired ceramic and natural products, tile and trim supplied for your particular installation may not match samples. Final confirmation should be made from actual tiles and trim prior to installation. Manufactured in accordance with ANSI A137.1 standards.

Not for use on ramps. Water, oil, grease, improper drainage and certain footwear can create slippery conditions. Floor applications expected to be exposed to these conditions require extra caution in product selection.

For additional information refer to "Factors to Consider" at: marazzitile.com/Factors.

Random visuals enhance the natural beauty of this product. To achieve optimal results, all tile should be selected from multiple cartons and shading and graphic arrangement planned prior to installation.

Special consideration needs to be given when installing tiles greater than 15 inches. Please refer to marazzitile.com/LargeTiles for more information.

Use of a latex modified thin-set is recommended for installation. For more information, visit marazzitile.com.



Floor Tile



Wall Tile



Reveal Imaging®



Pre-Consumer
Recycled Content



All or select items within this series meet the requirements for these qualifications. For more information visit marazzitile.com.