

STONE CLAIRE™
GLAZED PORCELAIN & GLAZED CERAMIC



Photo features Stone Claire Bluff 13 x 13 on the floor with Bluff 10 x 14 and 3 x 3 mosaic on the wall.

Bold, dramatic, and richly sophisticated, Stone Claire™ is sure to catch the eye of homeowners and designers seeking to express themselves through designs as unique as they are. Emulating natural travertine, Stone Claire is refined and modern, yet classic.

GLAZED PORCELAIN FLOOR TILE



BLUFF EL90



ASHEN EL91



RUSSET EL92

GLAZED CERAMIC WALL TILE



BLUFF EL90



ASHEN EL91



RUSSET EL92

GLAZED CERAMIC MOSAIC



BLUFF EL90



ASHEN EL91



RUSSET EL92










All or select items within this series meet the requirements for these qualifications. For more information, refer to p. 304.







Photo features Stone Claire™ Bluff 13 x 13 on the floor with Bluff 10 x 14 and 3 x 3 mosaic on the wall.

SIZES

			THICKNESS	SQ. FT./ CARTON	PIECES/ CARTON
	20 x 20 Floor Tile *	19-3/4" x 19-3/4" (50.20 cm x 50.20 cm)	5/16"	16.27	6
	13 x 20 Floor Tile *	13-1/8" x 19-3/4" (33.30 cm x 50.20 cm)	5/16"	12.86	7
	13 x 13 Floor Tile *	13-1/8" x 13-1/8" (33.30 cm x 33.30 cm)	5/16"	16.72	14
	6-1/2 x 6-1/2 Floor Tile *	6-7/16" x 6-7/16" (16.40 cm x 16.40 cm)	5/16"	15.63	54
	10 x 14 Wall Tile □	9-13/16" x 13-15/16" (24.99 cm x 35.40 cm)	5/16"	14.58	15
	3 x 6 Wall Tile □	3" x 6" (7.66 cm x 15.24 cm)	5/16"	12.50	100
	3 x 3 Mosaic ■■	12" x 24" Sheet (30.48 cm x 60.96 cm Sheet)	1/4"	24.00	12

TRIM

			NUMBER	PIECES/ CARTON
	Floor Bullnose	3 x 13	P-43E9	30
	Wall Bullnose (6" side) □	3 x 6	S-4369	100
	Wall Bullnose (3" side) □	3 x 6	S-4639	100
	Wall Bullnose Outcorner Left or Right □	3 x 6	SCR/L-4369	100
	Wall Bullnose (10" side) □	3 x 10	S-4310	54
	Wall Bullnose Corner □	3 x 3	SN-4310	32

* Modular sizes □ Ceramic body ■ Dot-mounted

INSTALLATION & PRICING

RECOMMENDED GROUT JOINT:

Floor: 3/16" (Overlap should not exceed 33% when installing tile with a length 15" or greater in a staggered brick-joint pattern. When multiple sizes are installed in a modular pattern, please specify same size caliber at time of order.)

Wall: 1/16"

Mosaic: 1/8"

RELATIVE PRICING: Medium

SHADE VARIATION



PERFORMANCE CHARACTERISTICS

	ASTM#	FLOOR RESULT	WALL RESULT	MOSAIC RESULT
Water Absorption	C373	< 0.5%	< 20.0%	< 3.0%
Breaking Strength	C648	> 275 lbs.	120 - 230 lbs.	> 250 lbs.
Scratch Hardness	MOHS	8.0	4.0 - 6.0	8.0
Chemical Resistance	C650	Resistant	Resistant	Resistant
Abrasion Resistance	C1027	4	N/A	4

USAGE

FLOORS	WALLS	COUNTERTOPS
F	W	C

APPLICATIONS

	TARGET DCOF WET	SUITABLE
Dry & Level – Interior Floor	N/A	●*
Wet & Level – Interior Floor	≥ 0.42	●*
Shower Floors (Residential or Light Commercial)	≥ 0.42	●**
Exterior Floor Applications (including pool decking & other wet areas with minimal footwear)	≥ 0.60	
Ramps & Inclines	≥ 0.65	
Walls/Backsplashes	N/A	●
Countertops	N/A	●***
Pool Linings	N/A	●***

A DCOF value of ≥ 0.42 is the standard for tiles specified for level interior spaces expected to be walked upon when wet, as stated in ANSI A137.1-2012, Section 9.6. For more information about DCOF and the DCOF AcuTest™, refer to p. 294.

APPLICATION NOTES:

Floor tile suitable for exterior applications in freezing and non-freezing climates, when proper installation methods are followed.

Wall and mosaic tile suitable for exterior applications in non-freezing climates, when proper installation methods are followed.

* Wall tile not suitable for this application

** 6-1/2 x 6-1/2 floor and mosaic tile only

*** 10 x 14 wall tile not suitable for this application

NOTES

Since there are variations in all fired ceramic and natural products, tile and trim supplied for your particular installation may not match samples. Final confirmation should be made from actual tiles and trim prior to installation. Manufactured in accordance with ANSI A137.1 standards.

Not for use on ramps. Water, oil, grease, improper drainage and certain footwear can create slippery conditions. Floor applications expected to be exposed to these conditions require extra caution in product selection.

For additional information refer to "Factors to Consider" on p. 293.

Random visuals enhance the natural beauty of this product. To achieve optimal results, all tile should be selected from multiple cartons and shading and graphic arrangement planned prior to installation.

Special consideration needs to be given when installing tiles greater than 15 inches. Please refer to americanolean.com/LargeTiles for more information.

Use of a latex modified thin-set is recommended for installation. For more information, refer to p. 295.

For information on Test Results & Classifications, see p. 294.

For Installation Considerations, Care & Maintenance information, see pp. 295-297.



All or select items within this series meet the requirements for these qualifications. For more information, refer to p. 304.