


CRYSTAL STONE™

A COLLECTION OF GLASS/STONE MOSAICS

GLASS/STONE 5/8 x 5/8 SQUARE MOSAIC
12 x 12 SHEET




LG4A Ivory




LG4C Breeze




LG4H Honey




LG4J Gold




LG4B Caramel




LG4E Coffee



LG4D Marine



LG4F Walnut



LG4G Purple

DECORATIVE TILE


USAGE

Floors	Walls	Countertops
	W	




MARINE

SIZES

	Thickness	Sq. Ft./ Carton	Pieces/ Carton
 5/8" x 5/8" Square Mosaic (Mesh-Mounted)	5/16"	5.81	6

(12" x 12" Sheet)
(30.48 cm x 30.48 cm)

INSTALLATION

Grout Joint Recommendation	Shade Variation
1/8"	 Random Variation

APPLICATIONS

	Target DCOF wet	Suitable
Dry & Level - Interior Floor	N/A	
Wet & Level - Interior Floor	≥ 0.42	
Shower Floors (Residential or Light Commercial)	≥ 0.42	
Exterior Floor Applications (including pool decking & other wet areas with minimal footwear)	≥ 0.60	
Ramps & Inclines	≥ 0.65	
Walls/Backsplashes	N/A	■
Countertops	N/A	
Pool Linings	N/A	

A DCOF value of ≥ 0.42 is the standard for tiles specified for level interior spaces expected to be walked upon when wet, as stated in ANSI A137.1-2012, Section 9.6. For more information about DCOF and the DCOF AcuTest™, visit marazzitile.com/DCOF.

APPLICATION NOTES:

Suitable for exterior applications in freezing and non-freezing climates, when proper installation methods are followed

PERFORMANCE CHARACTERISTICS

	ASTM#	Mosaic Result
Water Absorption	C373	< 0.5%
Breaking Strength	C648	> 100 lbs
Scratch Hardness	MOHS	4.0
Chemical Resistance	C650	Resistant
Abrasion Resistance	C1027	III

For additional information on test results, visit us at: marazzitile.com/information/TestResults.

NOTES

Since there are variations in all fired ceramic and natural products, tile and trim supplied for your particular installation may not match samples. Final confirmation should be made from actual tiles and trim prior to installation. Manufactured in accordance with ANSI A137.2 standards.

Not for use on ramps. Water, oil, grease, improper drainage and certain footwear can create slippery conditions. Floor applications expected to be exposed to these conditions require extra caution in product selection.

For additional information refer to "Factors to Consider" at: marazzitile.com/Factors.

Random visuals enhance the natural beauty of this product. To achieve optimal results, all tile should be selected from multiple cartons and shading and graphic arrangement planned prior to installation.

Use of a white latex modified thin-set is recommended for installation.

DECORATIVE TILE




All or select items within this series meet the requirements for these qualifications. For more information visit marazzitile.com.


CRYSTAL STONE II™

A COLLECTION OF GLASS/STONE MOSAICS


GLASS/STONE 5/8 x 5/8 SQUARE MOSAIC 12 x 12 SHEET



UL8X Pearl



UL8Y Pewter



UL8W Terracotta



UL8U Espresso




UL8V Slate

LINEAR GLASS/STONE MOSAIC 12 x 12 SHEET



UL94 Pearl



UL95 Pewter



UL93 Terracotta



UL8Z Espresso




UL92 Slate

USAGE



Floors	Walls	Countertops
	W	

DECORATIVE TILE



TERRACOTTA

SIZES

			Thickness	Sq. Ft./ Carton	Pieces/ Carton
	5/8 x 5/8 Square Mosaic (Mesh-Mounted)	(12" x 12" Sheet) (30.48 cm x 30.48 cm)	5/16"	5.81	6
	Linear Mosaic (Mesh-Mounted)	(12" x 12" Sheet) (30.48 cm x 30.48 cm)	5/16"	5.81	6

APPLICATIONS


	Target DCOF wet	Suitable
Dry & Level - Interior Floor	N/A	
Wet & Level - Interior Floor	≥ 0.42	
Shower Floors (Residential or Light Commercial)	≥ 0.42	
Exterior Floor Applications (including pool decking & other wet areas with minimal footwear)	≥ 0.60	
Ramps & Inclines	≥ 0.65	
Walls/Backsplashes	N/A	■
Countertops	N/A	
Pool Linings	N/A	

A DCOF value of ≥ 0.42 is the standard for tiles specified for level interior spaces expected to be walked upon when wet, as stated in ANSI A137.1-2012, Section 9.6. For more information about DCOF and the DCOF AcuTest™, visit marazzitile.com/DCOF.

APPLICATION NOTES:

Suitable for exterior applications in freezing and non-freezing climates, when proper installation methods are followed

INSTALLATION

Grout Joint Recommendation	Shade Variation
1/8"	 Random Variation

PERFORMANCE CHARACTERISTICS

	ASTM#	Mosaic Result
Water Absorption	C373	< 0.5%
Breaking Strength	C648	> 100 lbs
Scratch Hardness	MOHS	4.0
Chemical Resistance	C650	Resistant
Abrasion Resistance	C1027	N/A

For additional information on test results, visit us at: marazzitile.com/information/TestResults.

NOTES

Since there are variations in all fired ceramic and natural products, tile and trim supplied for your particular installation may not match samples. Final confirmation should be made from actual tiles and trim prior to installation. Manufactured in accordance with ANSI A137.2 standards.

Not for use on ramps. Water, oil, grease, improper drainage and certain footwear can create slippery conditions. Floor applications expected to be exposed to these conditions require extra caution in product selection.

For additional information refer to "Factors to Consider" at: marazzitile.com/Factors.

Use of a white latex modified thin-set is recommended for installation.

DECORATIVE TILE



Wall Tile



All or select items within this series meet the requirements for these qualifications. For more information visit marazzitile.com.