

TIMELESS COLLECTION™

COLORBODY™ PORCELAIN

TRUEEDGE™ | REVEAL IMAGING®

FLOOR TILE




Calacatta Pearl




Marfil Cream

FLOOR TILE

1-3/4 x 1-1/2 HEXAGON MOSAIC 13 x 13 SHEET



Calacatta Pearl



Marfil Cream







USAGE

Floors	Walls	Countertops
F	W	C



EMPERADOR MOCHA

SIZES

			Thickness	Sq. Ft./ Carton	Pieces/ Carton
	18 x 36 Floor Tile	(17-9/16" x 35-1/4") (44.65 cm x 89.50 cm)	3/8"	12.9	3
	12 x 24 Floor Tile	(11-11/16" x 23-7/16") (29.65 cm x 59.50 cm)	5/16"	17.37	9
	20 x 20 Floor Tile	(19-1/2" x 19-1/2") (49.50 cm x 49.50 cm)	3/8"	18.83	7
	13 x 13 Floor Tile	(12-15/16" x 12-15/16") (32.83 cm x 32.83 cm)	5/16"	17.43	15
	3-1/4 x 6-1/2 Floor Tile	(3-1/4" x 6-1/2") (8.30 cm x 16.60 cm)	5/16"	10.22	72
	1-3/4 x 1-1/4 Hexagon Mosaic (Mesh-mounted)	(13" x 13" Sheet) (33.30 cm x 33.30 cm)	3/8"	---	10

APPLICATIONS

	Target DCOF wet	Suitable
Dry & Level - Interior Floor	N/A	■
Wet & Level - Interior Floor	≥ 0.42	■
Shower Floors (Residential or Light Commercial)	≥ 0.42	■*
Exterior Floor Applications (including pool decking & other wet areas with minimal footwear)	≥ 0.60	
Ramps & Inclines	≥ 0.65	
Walls/Backsplashes	N/A	■
Countertops	N/A	■
Pool Linings	N/A	■*

A DCOF value of ≥ 0.42 is the standard for tiles specified for level interior spaces expected to be walked upon when wet, as stated in ANSI A1371-2012, Section 9.6. For more information about DCOF and the DCOF AcuTest™, visit marazzitile.com/DCOF.


APPLICATION NOTES:

Suitable for exterior applications in freezing and non-freezing climates, when proper installation methods are followed.


*Mosaic tile only.

	Floor Tile					Deco	Trim
	18 x 36	20 x 20	12 x 24	13 x 13	3 1/4 x 6 1/2	1-3/4 x 1-1/2 Hexagon Mosaic 13 x 13 Sheet	3 x 13 Floor Bullnose
Calacatta Pearl	ULCP	UK2D	UK2K	UK2A	UK2N	UK2V	UK2S
Marfil Cream	ULCQ	UK2E	UK2L	UK2B	UK2P	UK2W	UK2T

TRIM

Description	Size	Shape
Floor Bullnose	3 x 13	

INSTALLATION

Grout Joint Recommendation	Shade Variation
1/8" (3/16" when multiple sizes are installed in a Floor pattern, and/or when installing tile with a length 15" or greater in a staggered brick-joint pattern; overlap should not exceed 33%.)	 Medium Variation

PERFORMANCE CHARACTERISTICS

	ASTM#	Floor/Mosaic Result
Water Absorption	C373	< 0.5%
Breaking Strength	C648	> 275 lbs
Scratch Hardness	MOHS	7.0
Chemical Resistance	C650	Resistant
Abrasion Resistance	C1027	N/A

For additional information on test results, visit us at: marazzitile.com/information/TestResults.

NOTES

Since there are variations in all fired ceramic and natural products, tile and trim supplied for your particular installation may not match samples. Final confirmation should be made from actual tiles and trim prior to installation. Manufactured in accordance with ANSI A137.1 standards.

Not for use on ramps. Water, oil, grease, improper drainage and certain footwear can create slippery conditions. Floor applications expected to be exposed to these conditions require extra caution in product selection.

For additional information refer to "Factors to Consider" at: marazzitile.com/Factors.

Special consideration needs to be given when installing tiles greater than 15 inches. Please refer to marazzitile.com/LargeTiles for more information.

Special care should be taken when grouting with dark pigmented colors. A grout release is recommended to prevent finely powdered pigments from lodging in the pores of the surface. Use of a latex modified thin-set is recommended for installation.

