


ENTOURAGE™
JUBILANCE™
GLASS & STONE



Photo features Jubilance Bliss 2 x Random mosaic on the wall.

2 x RANDOM MARBLE & GLASS MOSAIC




BLISS JB01



JOY JB02




ESPRIT JB03



GLEE JB04



ELATION JB05



TRIUMPH JB06

SIZES

	THICKNESS	SQ. FT./ CARTON	PIECES/ CARTON
 2 x Random Marble & Glass Mosaic ■ 11-3/4" x 12" Sheet (29.80 cm x 30.50 cm Sheet)	5/16"	10.00	10

■ Mesh-mounted

INSTALLATION & PRICING

RECOMMENDED GROUT JOINT:

Mosaic: 1/8"

RELATIVE PRICING: High

SHADE VARIATION



PERFORMANCE CHARACTERISTICS


	ASTM#	MOSAIC RESULT*
Water Absorption	C373	< 0.5%
Breaking Strength	C648	> 100 lbs.
Scratch Hardness	MOHS	4.0
Chemical Resistance	C650	Resistant
Abrasion Resistance	C1027	N/A

* Test results are for glass tile only.

USAGE

FLOORS	WALLS	COUNTERTOPS
	W	

APPLICATIONS

	TARGET DCOF WET	SUITABLE
Dry & Level – Interior Floor	N/A	
Wet & Level – Interior Floor	≥ 0.42	
Shower Floors (Residential or Light Commercial)	≥ 0.42	
Exterior Floor Applications (including pool decking & other wet areas with minimal footwear)	≥ 0.60	
Ramps & Inclines	≥ 0.65	
Walls/Backsplashes	N/A	
Countertops	N/A	
Pool Linings	N/A	

A DCOF value of ≥ 0.42 is the standard for tiles specified for level interior spaces expected to be walked upon when wet, as stated in ANSI A137.1-2012, Section 9.6. For more information about DCOF and the DCOF AcuTest™, refer to p. 294.

APPLICATION NOTES:

Suitable for exterior applications in freezing and non-freezing climates, when proper installation methods are followed.

NOTES

For additional information refer to "Factors to Consider" on p. 293.

Random visuals enhance the natural beauty of this product. To achieve optimal results, all tile should be selected from multiple cartons and shading and graphic arrangement planned prior to installation.

Since there are variations in all glass products, tile and trim supplied for your particular installation may not match samples. Final confirmation should be made from actual tiles and trim prior to installation. Manufactured in accordance with ANSI A137.2 standards.

Use of a white latex modified thin-set is recommended for installation.

For information on Test Results & Classifications, see p. 294.

For Installation Considerations, Care & Maintenance information, see pp. 295-297.