

HARVEST GROVE™
GLAZED PORCELAIN & GLAZED CERAMIC




Photo features Harvest Grove Walnut 6 x 24 on the floor and Pecan 6 x 24 on the fireplace.

Harvest Grove™ by American Olean® evokes the charm of wood to bring an inviting linear design to floor and wall applications. Designed with Reveal Imaging®, the collection is crafted from glazed porcelain and features a textured, grained visual, creating an inviting warmth and vibrancy. Available in four organically rich colors, Harvest Grove defines both residential and commercial settings with rustically chic appeal.

GLAZED PORCELAIN FLOOR TILE



CASHEW HG03



PECAN HG04



CHERRY HG05



WALNUT HG06

GLAZED CERAMIC MOSAIC



CASHEW HG03



PECAN HG04



CHERRY HG05



WALNUT HG06





All or select items within this series meet the requirements for these qualifications. For more information, refer to p. 304.



Photo features Harvest Grove™ Walnut 6 x 24 on the floor.

SIZES

			THICKNESS	SQ. FT./ CARTON	PIECES/ CARTON
	6 x 24 Floor Tile	6-1/16" x 23-7/8" (15.40 cm x 60.60 cm)	5/16"	14.53	15
	2 x 2 Mosaic ■ ■ □	12" x 24" Sheet (30.48 cm x 60.96 cm Sheet)	1/4"	24.00	12

■ Dot-mounted □ Ceramic body

INSTALLATION & PRICING

RECOMMENDED GROUT JOINT:

Floor: 3/16" (Overlap should not exceed 33% when installing tile with a length 15" or greater in a staggered brick-joint pattern.)

Mosaic: 1/8"

RELATIVE PRICING: Low to Medium

SHADE VARIATION



HIGH
(V3)

PERFORMANCE CHARACTERISTICS

	ASTM#	FLOOR RESULT	MOSAIC RESULT
Water Absorption	C373	< 0.5%	< 3.0%
Breaking Strength	C648	> 275 lbs.	> 250 lbs.
Scratch Hardness	MOHS	8.0	8.0
Chemical Resistance	C650	Resistant	Resistant
Abrasion Resistance	C1027	3	3

USAGE

FLOORS	WALLS	COUNTERTOPS
F	W	C

APPLICATIONS

	TARGET DCOF WET	SUITABLE
Dry & Level – Interior Floor	N/A	●
Wet & Level – Interior Floor	≥ 0.42	●
Shower Floors (Residential or Light Commercial)	≥ 0.42	●*
Exterior Floor Applications (including pool decking & other wet areas with minimal footwear)	≥ 0.60	
Ramps & Inclines	≥ 0.65	
Walls/Backsplashes	N/A	●
Countertops	N/A	●
Pool Linings	N/A	●*

A DCOF value of ≥ 0.42 is the standard for tiles specified for level interior spaces expected to be walked upon when wet, as stated in ANSI A137.1-2012, Section 9.6. For more information about DCOF and the DCOF AcuTest™, refer to p. 294.

APPLICATION NOTES:

Floor tile suitable for exterior applications in freezing and non-freezing climates, when proper installation methods are followed.
Mosaic tile suitable for exterior applications in non-freezing climates, when proper installation methods are followed.
* Mosaic tile only

NOTES

Since there are variations in all fired ceramic and natural products, tile and trim supplied for your particular installation may not match samples. Final confirmation should be made from actual tiles and trim prior to installation. Manufactured in accordance with ANSI A137.1 standards.

Not for use on ramps. Water, oil, grease, improper drainage and certain footwear can create slippery conditions. Floor applications expected to be exposed to these conditions require extra caution in product selection.

For additional information refer to "Factors to Consider" on p. 293.

Special consideration needs to be given when installing tiles greater than 15 inches. Please refer to americanolean.com/LargeTiles for more information.

Use of a latex modified thin-set is recommended for installation. For more information, refer to p. 295.

For information on Test Results & Classifications, see p. 294.
For Installation Considerations, Care & Maintenance information, see pp. 295-297.