

ESSENTIALS™

GLAZED PORCELAIN

REVEAL IMAGING®

FLOOR TILE



Wondrous White



Trendy Taupe



Graceful Gray



Blissful Brown



Simplistic Smoke




Basic Black

2 x 4 BRICK-JOINT MOSAIC 12 x 12 SHEET




Wondrous White




Trendy Taupe



Graceful Gray



Blissful Brown



Simplistic Smoke



Basic Black



USAGE

Floors	Walls	Countertops
F	W	C



BLISSFUL BROWN - SIMPLISTIC SMOKE - TRENDY TAUPE

SIZES

			Thickness	Sq. Ft./ Carton	Pieces/ Carton
	12 x 24 Floor Tile	(11-13/16" x 23-5/8") (30.00 cm x 60.00 cm)	5/16"	17.37	9
	2 x 4 Brick-Joint Mosaic (Mesh-mounted)	(12" x 13-1/2" Sheet) (30.48 cm x 34.29 cm)	5/16"	---	10

APPLICATIONS

	Target DCOF wet	Suitable
Dry & Level - Interior Floor	N/A	■
Wet & Level - Interior Floor	≥ 0.42	■
Shower Floors (Residential or Light Commercial)	≥ 0.42	■*
Exterior Floor Applications (including pool decking & other wet areas with minimal footwear)	≥ 0.60	
Ramps & Inclines	≥ 0.65	
Walls/Backsplashes	N/A	■
Countertops	N/A	■
Pool Linings	N/A	■*





A DCOF value of ≥ 0.42 is the standard for tiles specified for level interior spaces expected to be walked upon when wet, as stated in ANSI A1371-2012, Section 9.6. For more information about DCOF and the DCOF AcuTest™, visit marazzitile.com/DCOF.

APPLICATION NOTES:

Suitable for exterior applications in freezing and non-freezing climates, when proper installation methods are followed.

*Mosaic tile only.


TRIM

Description	Size	Shape
Floor Bullnose	3 x 12	
Cove Base	6 x 12	
Cove Base Outcorner	1 x 6	
Cove Base Incorner	1 x 6	

Cove base and cove corner trim are suitable for non-freezing climates only.

Cove base trim is intended to coordinate with floor tile in the standard 90-degree installation position.

INSTALLATION

Grout Joint Recommendation	Shade Variation
Floor: 3/16" (Overlap should not exceed 33% when installing tile with a length 15" or greater in a staggered brick-joint pattern.)	 Medium Variation
Mosaic: 1/8"	

PERFORMANCE CHARACTERISTICS

	ASTM#	Floor/Mosaic Result
Water Absorption	C373	< 0.5%
Breaking Strength	C648	> 275 lbs
Scratch Hardness	MOHS	7.0
Chemical Resistance	C650	Resistant
Abrasion Resistance	C1027	IV

For additional information on test results, visit us at: marazzitile.com/information/TestResults.

NOTES

Since there are variations in all fired ceramic and natural products, tile and trim supplied for your particular installation may not match samples. Final confirmation should be made from actual tiles and trim prior to installation. Manufactured in accordance with ANSI A1371 standards.

Not for use on ramps. Water, oil, grease, improper drainage and certain footwear can create slippery conditions. Floor applications expected to be exposed to these conditions require extra caution in product selection.

For additional information refer to "Factors to Consider" at: marazzitile.com/Factors.

Special consideration needs to be given when installing tiles greater than 15 inches. Please refer to marazzitile.com/LargeTiles for more information.

Use of a latex modified thin-set is recommended for installation. For more information, visit marazzitile.com.

	Floor Tile	Deco	Trim			
	12 x 24	2 x 4 Brick-Joint Mosaic 12 x 12 Sheet	3 x 12 Floor Bullnose	6 x 12 Cove Base	1 x 6 Cove Base Outcorner	1 x 6 Cove Base Incorner
Basic Black	ULAZ	ULBA	UL5U	UL6F	UL6T	UL66
Blissful Brown	ULB2	ULBB	UL5V	UL6H	UL6U	UL67
Graceful Grey	ULB3	ULBC	UL5Y	UL6N	UL6X	UL6A
Simplistic Smoke	ULB4	ULBD	UL6C	UL63	UL6Z	UL6Q
Trendy Taupe	ULB5	ULBE	UL6D	UL64	UL72	UL6R
Wondrous White	ULB6	ULBF	UL6E	UL65	UL73	UL6S



Floor Tile



Wall Tile



Reveal Imaging®



Pre-Consumer
Recycled Content



All or select items within this series meet the requirements for these qualifications. For more information visit marazzitile.com.