

# LOUNGE14™



MARTINI & SIDECAR





A blend of old-world textiles and contemporary colors **offered on a ColorBody™ porcelain with slight movement and visual texture**



# LOUNGE14™

COLORBODY™ PORCELAIN

TRUEEDGE™ | REVEAL IMAGING®


## FLOOR TILE




Spritzer



Cosmopolitan



Sidecar



Martini

FLOOR TILE

### STRIP MOSAIC 12 x 24



Spritzer



Cosmopolitan



Sidecar



Martini

### DECORATIVE INLAY 12 x 24



Spritzer



Cosmopolitan




Sidecar




Martini


### 2 x 2 SQUARE MOSAIC 12 x 12 SHEET




Spritzer



Cosmopolitan



Sidecar



Martini







### USAGE

Floors	Walls	Countertops
F	W	C



SPRITZER

## SIZES

		Thickness	Sq. Ft./ Carton	Pieces/ Carton
 18 x 36 Floor Tile	(17-9/16" x 35-1/4") (44.65 cm x 89.50 cm)	3/8"	12.9	3
 9 x 36 Floor Tile	(8-7/8" x 35-1/4") (22.50 cm x 89.50 cm)	3/8"	13.01	6
 12 x 24 Floor Tile	(11-11/16" x 23-7/16") (29.65 cm x 59.50 cm)	5/16"	17.37	9
 12 x 24 Strip Mosaic (Mesh-mounted)	(11-11/16" x 26-1/4" Sheet) (29.68 cm x 66.82 cm)	5/16"	---	4
 12 x 24 Decorative Inlay	(11-11/16" x 23-7/16") (29.65 cm x 59.50 cm)	5/16"	17.37	9
 2 x 2 Square Mosaic (Mesh-mounted)	(11-3/4" x 11-3/4" Sheet) (29.80 cm x 29.80 cm)	5/16"	---	10

## APPLICATIONS

	Target DCOF wet	Suitable
Dry & Level - Interior Floor	N/A	■
Wet & Level - Interior Floor	≥ 0.42	■
Shower Floors (Residential or Light Commercial)	≥ 0.42	■*
Exterior Floor Applications (including pool decking & other wet areas with minimal footwear)	≥ 0.60	
Ramps & Inclines	≥ 0.65	
Walls/Backsplashes	N/A	■
Countertops	N/A	■
Pool Linings	N/A	■*




A DCOF value of ≥ 0.42 is the standard for tiles specified for level interior spaces expected to be walked upon when wet, as stated in ANSI A1371-2012, Section 9.6. For more information about DCOF and the DCOF AcuTest™, visit [marazzitile.com/DCOF](http://marazzitile.com/DCOF).

### APPLICATION NOTES:

Suitable for exterior applications in freezing and non-freezing climates, when proper installation methods are followed.

\*2 x 2 Mosaic tile only.


## TRIM

Description	Size	Shape
Floor Bullnose	3 x 24	
Cove Base	6 x 12	
Cove Base Outcorner	1 x 6	

Cove base trim is intended to coordinate with floor tile in the standard 90-degree installation position.

Cove base and cove corner trim are suitable for non-freezing climates only.

## INSTALLATION

Grout Joint Recommendation	Shade Variation
<p><b>Floor:</b> 1/8" (3/16" when multiple sizes are installed in a modular pattern, and/or when installing tile with a length 15" or greater in a staggered brick-joint pattern; overlap should not exceed 33%.)</p> <p><b>Mosaic:</b> 1/8"</p>	 Medium Variation

## PERFORMANCE CHARACTERISTICS

	ASTM#	Floor/Mosaic Result
Water Absorption	C373	< 0.5%
Breaking Strength	C648	> 275 lbs
Scratch Hardness	MOHS	8.0
Chemical Resistance	C650	Resistant
Abrasion Resistance	CI027	N/A

For additional information on test results, visit us at: [marazzitile.com/information/TestResults](http://marazzitile.com/information/TestResults).

## NOTES

Since there are variations in all fired ceramic and natural products, tile and trim supplied for your particular installation may not match samples. Final confirmation should be made from actual tiles and trim prior to installation. Manufactured in accordance with ANSI A137.1 standards.

Not for use on ramps. Water, oil, grease, improper drainage and certain footwear can create slippery conditions. Floor applications expected to be exposed to these conditions require extra caution in product selection.


For additional information refer to "Factors to Consider" at: [marazzitile.com/Factors](http://marazzitile.com/Factors)

Special consideration needs to be given when installing tiles greater than 15 inches. Please refer to [marazzitile.com/LargeTiles](http://marazzitile.com/LargeTiles) for more information.

Special care should be taken when grouting with dark pigmented colors. A grout release is recommended to prevent finely powdered pigments from lodging in the pores of the surface. Use of a latex modified thin-set is recommended for installation.

	Floor Tile			Deco			Trim		
	18 x 36 <sup>†</sup>	9 x 36 <sup>†</sup>	12 x 24 <sup>†</sup>	Decorative Inlay 12 x 24 Sheet	Strip Mosaic 12 x 24 Sheet	2 x 2 Mosaic 12 x 12 Sheet	3 x 24 Floor Bullnose	6 x 12 Cove Base	1 x 6 Cove Base Outcorner
Cosmopolitan	ULGW	ULGS	ULGN	ULJA	ULJJ	ULJE	ULH2	ULH6	ULHE
Martini	ULGX	ULGT	ULGP	ULJB	ULJK	ULJF	ULH3	ULH7	ULHF
Sidecar	ULGY	ULGU	ULGQ	ULJC	ULJL	ULJG	ULH4	ULH8	ULHG
Spritzer	ULGZ	ULGV	ULGR	ULJD	ULJM	ULJH	ULH5	ULH9	ULHH


<sup>†</sup>TruEdge™



Floor Tile



Wall Tile



TruEdge™



Reveal Imaging®



Pre-Consumer Recycled Content



All or select items within this series meet the requirements for these qualifications. For more information visit [marazzitile.com](http://marazzitile.com).

FLOOR TILE