

ALTERATIONS™



DARK WEAVE AND LINEN



Visuals of interlacing **rich fibers woven to perfection** illustrate an authentic fabric-look tailored for fashionable spaces

ALTERATIONS™

GLAZED PORCELAIN

REVEAL IMAGING®

FLOOR TILE



AT61 Cotton



AT62 Linen



AT63 Light Thread



AT64 Woven Slate



AT65 Dark Weave


1 x 3 MOSAIC 12 x 12 SHEET



AT61 Cotton



AT62 Linen



AT63 Light Thread



AT64 Woven Slate



AT65 Dark Weave



USAGE

Floors	Walls	Countertops
F	W	C



LIGHT THREAD AND COTTON

SIZES

		Thickness	Sq. Ft./ Carton	Pieces/ Carton
 12 x 24 Floor Tile	(11-13/16" x 23-7/16") (30.00 cm x 60.48 cm)	3/8"	15.12	8
 1 x 3 Stacked Mosaic (Mesh-mounted)	(11-7/8" x 11-7/8") (30.18 cm x 30.18 cm)	3/8"	9.8	10

APPLICATIONS

	Target DCOF wet	Suitable
Dry & Level - Interior Floor	N/A	■
Wet & Level - Interior Floor	≥ 0.42	■
Shower Floors (Residential or Light Commercial)	≥ 0.42	■*
Exterior Floor Applications (including pool decking & other wet areas with minimal footwear)	≥ 0.60	
Ramps & Inclines	≥ 0.65	
Walls/Backsplashes	N/A	■
Countertops	N/A	■
Pool Linings	N/A	■*


A DCOF value of ≥ 0.42 is the standard for tiles specified for level interior spaces expected to be walked upon when wet, as stated in ANSI A137.1-2012, Section 9.6. For more information about DCOF and the DCOF AcuTest™, visit marazzitile.com/DCOF.

APPLICATION NOTES:


Suitable for exterior applications in freezing and non-freezing climates, when proper installation methods are followed.

*Mosaic tile only

TRIM

Description	Number	Size	Shape
Floor Bullnose	P-43F9	3 x 24	

INSTALLATION

Grout Joint Recommendation	Shade Variation
<p>Floor Tile: 3/16" (Overlap should not exceed 33% when installing tile with a length 15" or greater in a staggered brick-joint pattern.)</p> <p>Mosaic: 1/8"</p>	 Medium Variation

PERFORMANCE CHARACTERISTICS

	ASTM#	Floor/Mosaic Result
Water Absorption	C373	< 0.5%
Breaking Strength	C648	> 275 lbs
Scratch Hardness	MOHS	8.0
Chemical Resistance	C650	Resistant
Abrasion Resistance	C1027	IV

For additional information on test results, visit us at: marazzitile.com/information/TestResults.

NOTES

Since there are variations in all fired ceramic and natural products, tile and trim supplied for your particular installation may not match samples. Final confirmations should be made from actual tiles and trim prior to installation. Manufactured in accordance with ANSI A137.1 standards.

Not for use on ramps. Water, oil, grease, improper drainage and certain footwear can create slippery conditions. Floor applications expected to be exposed to these conditions require extra caution in product selection.

For additional information refer to "Factors to Consider" at: marazzitile.com/Factors

Special consideration needs to be given when installing tiles greater than 15 inches. Please refer to marazzitile.com/LargeTiles for more information.

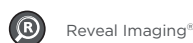
Use of a latex modified thin-set is recommended for installation.



Floor Tile



Wall Tile



Reveal Imaging®



Pre-Consumer
Recycled Content



All or select items within this series meet the requirements for these qualifications. For more information visit marazzitile.com.